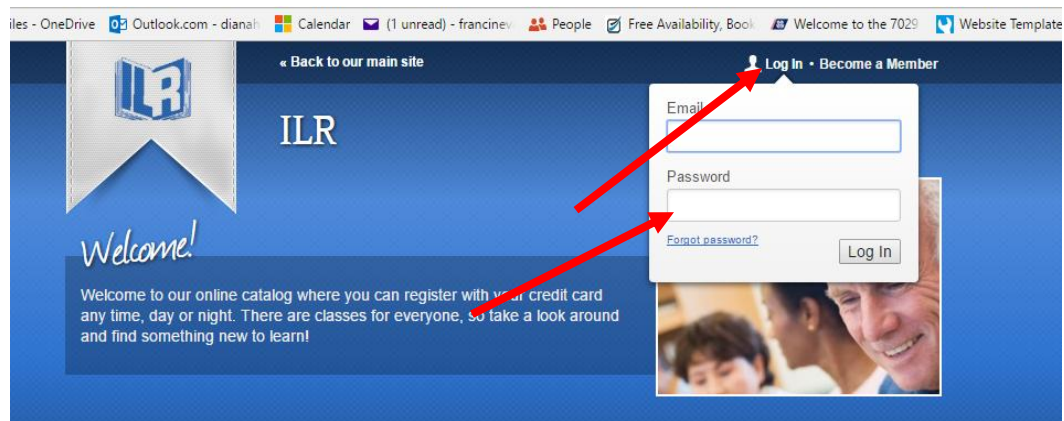


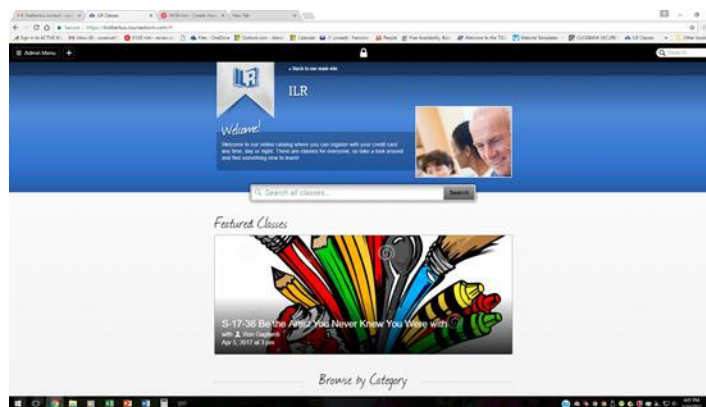
STEPS TO REGISTER FOR ILR CLASSES

The Course Registration process is very simplified this year for online users. Here are the steps and screen shots for your reference:

1. Use the link on the ILR website or just click www.ilralbertus.coursetorm.com and you will be taken directly to the registration site.
2. Select log in and enter your email and password



3. You will be taken to the main Welcome page with course descriptions.



This pages will have interesting graphics for our classes scrolling by. Scroll down and you will see various ways to look for classes: By Day, Instructor, Location and Category. You can also just search all of the classes.

4. Select a class and you will see the description, cost, SGL, dates, number of seats available, and directions to the location where it is being held. Click on **Register**



[Register](#)

only **5** seats left

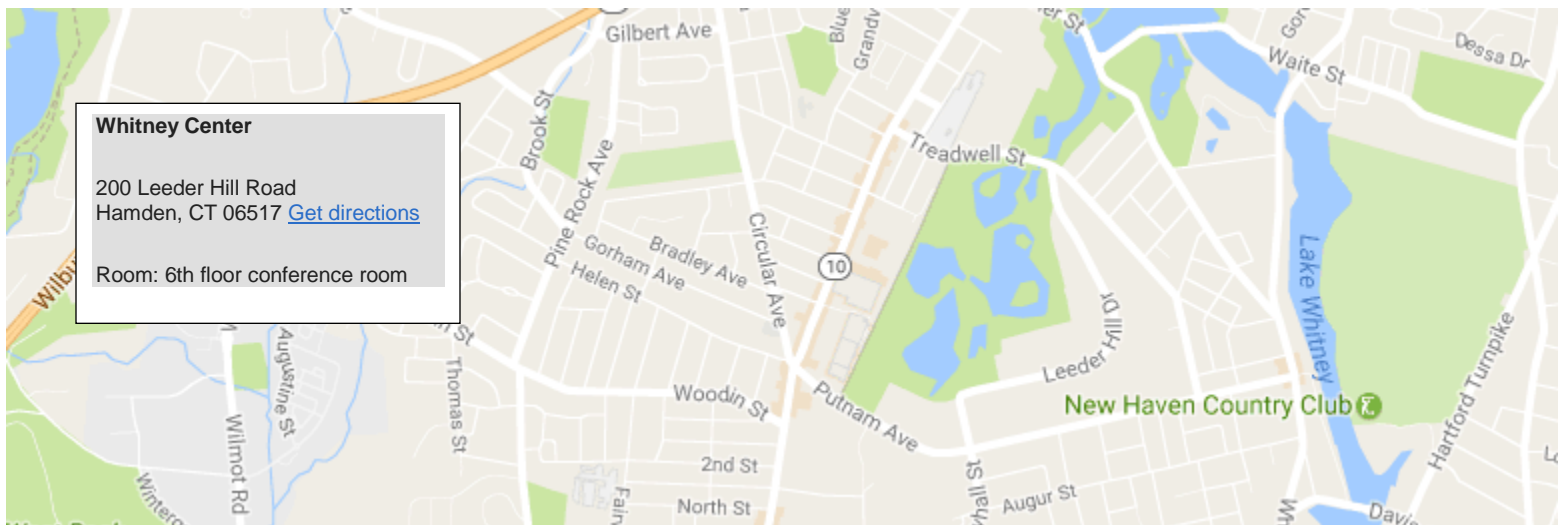
S-17-06 Creative Writing Course for Beginners **\$10**

with Nini Munro-Chmura

Membership Required

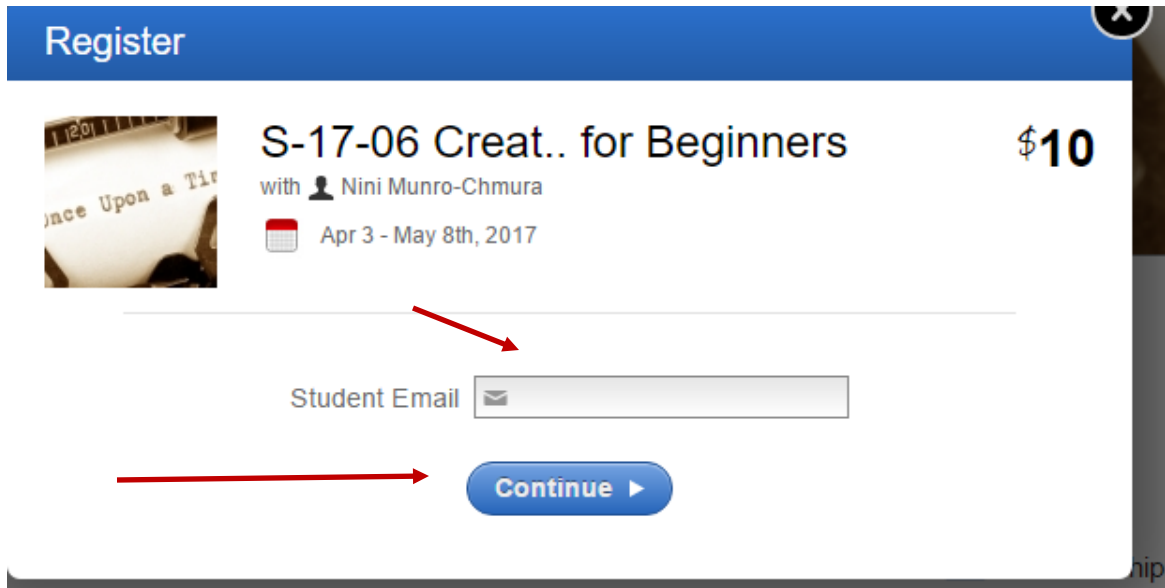
April 3, 17, 24; May 1, 8, 25.. Come enjoy and learn how to be creative with the genre you love. It's not too late to tap into your right brain to write creatively. What about a memoir, a story that needs to be told, something whimsical or a poem, or whatever turns your right brain to be creative? Learn how metaphors and images can help your writing come alive. Learn how to make your words flow.

Apr 3 - May 8th, 2017

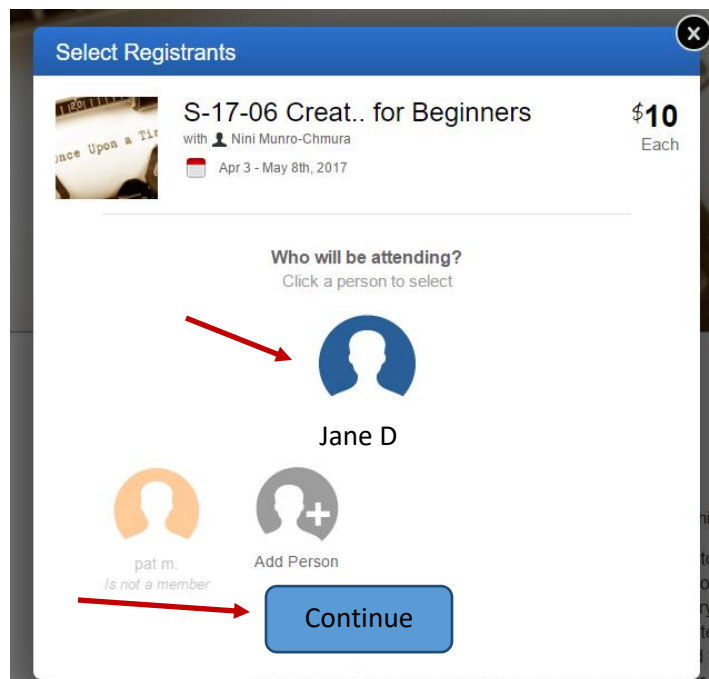


Mon for 6 weeks from 1:00 - 3:00 pm

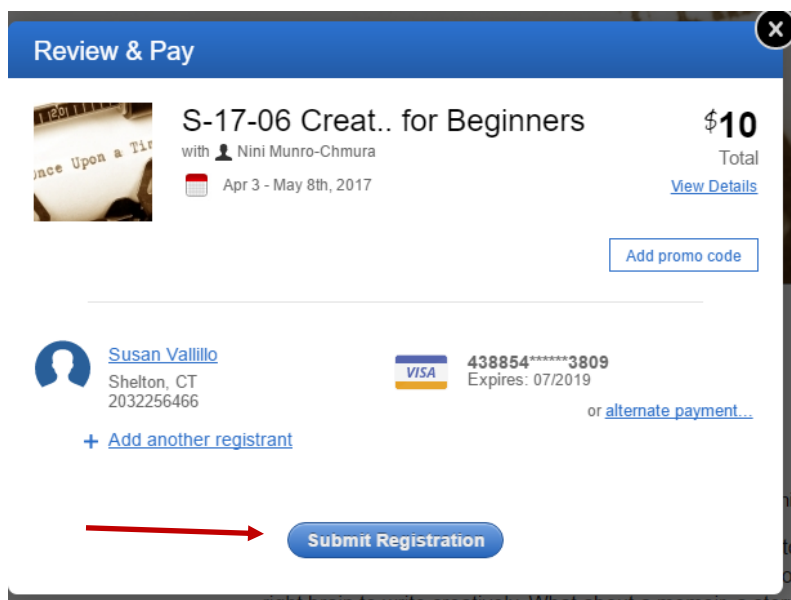
- The registration screen will appear and you may or may not have to reenter your email then hit **Continue**



- The next screen will allow you to select who is registering for the class. Select the person who is taking the class, or add another person if you are registering for more than 1 attendee and then click **Continue**



8. You will then be brought to the Review & Pay Screen. If the credit card information is correct select **Submit Registration**. If the information is not correct, you will have to update your student record before registering.



9. Once you have submitted your registration, you will see a screen that says "Thanks" and you will receive a confirmation of your registration directly into your email.